

Instruction to join **UOB Webinar**

## **Double protection for the future**

FAQ about COVID-19 vaccine & Investment Insurance

---

Thursday 15<sup>th</sup> July 2021  
10:00 AM - 11:00 AM (GMT +7)

Organised by





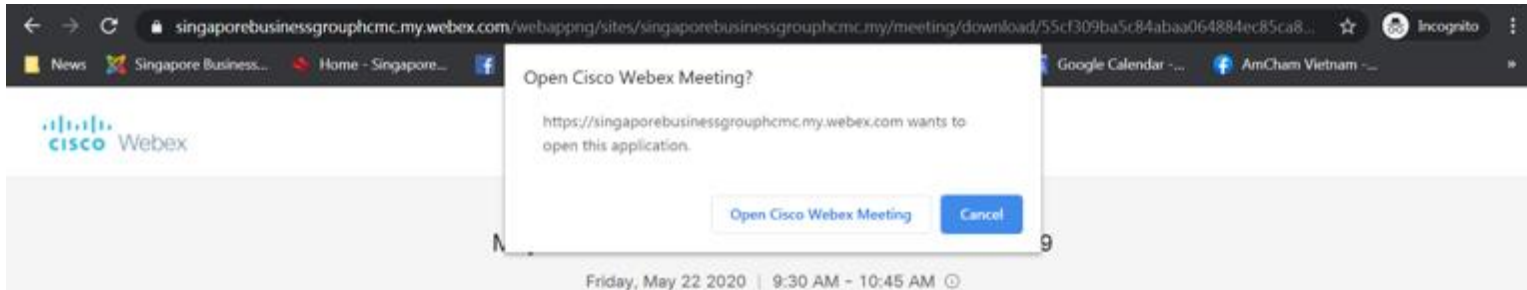
## **For desktop users**

Use the Webex desktop app to join your meeting from your Windows or Mac computer.

# Step 1

-> Go to [www.uob.com.vn/webinar-careplus](http://www.uob.com.vn/webinar-careplus)

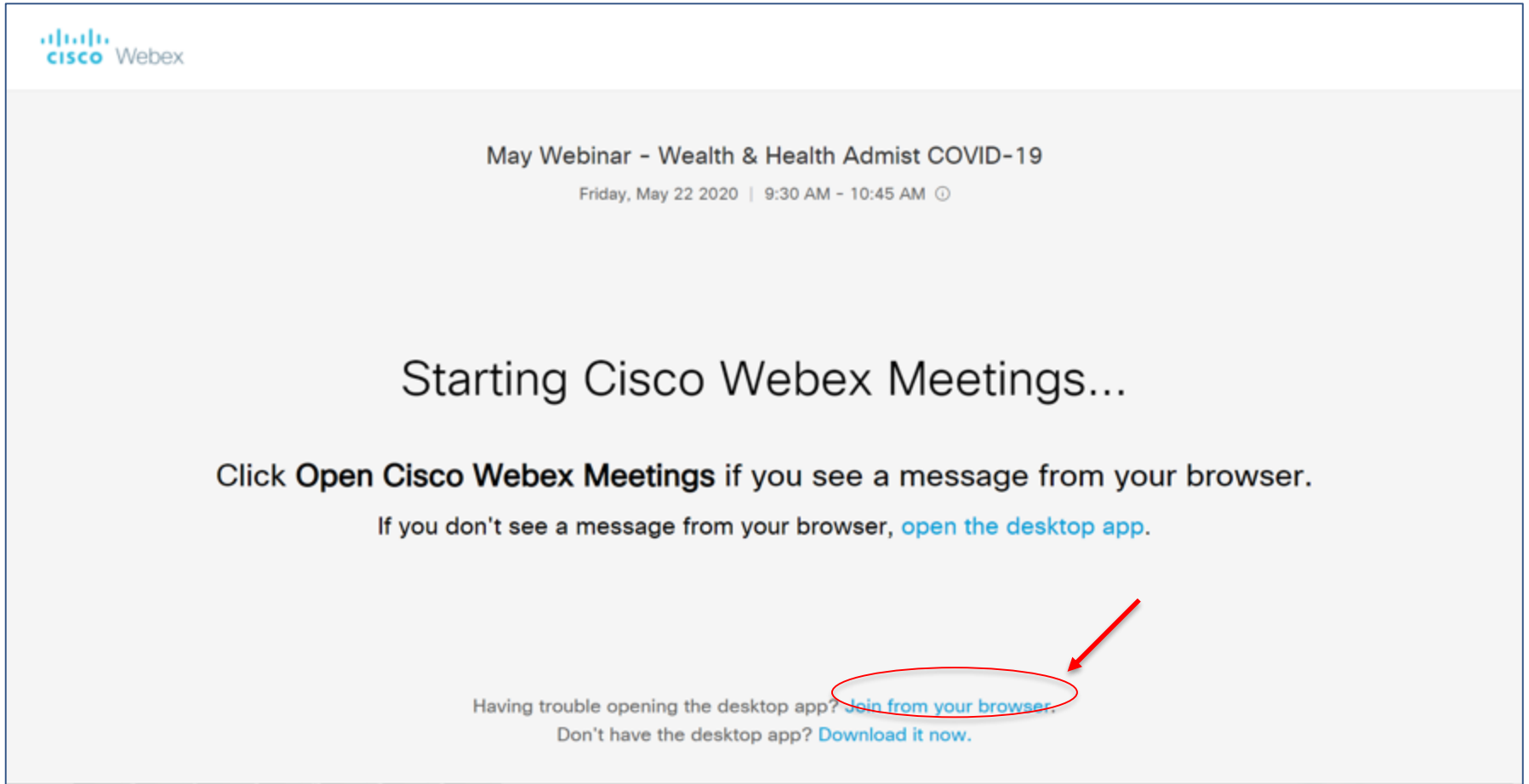
-> Choose “Open Cisco Webex Meeting” on the pop-up.




The screenshot shows a web browser window with the address bar displaying `singaporebusinessgroupchmc.my.webex.com/webappng/sites/singaporebusinessgroupchmc.my/meeting/download/55c309ba5c84abaa064884ec85ca8...`. A pop-up dialog box titled "Open Cisco Webex Meeting?" is centered on the screen. The dialog contains the text: "https://singaporebusinessgroupchmc.my.webex.com wants to open this application." Below the text are two buttons: "Open Cisco Webex Meeting" and "Cancel". The background of the browser shows the Cisco Webex logo and a meeting title "Starting Cisco Webex Meetings...". Below the meeting title, there is a text instruction: "Click **Open Cisco Webex Meetings** if you see a message from your browser. If you don't see a message from your browser, [open the desktop app](#)." At the bottom of the page, there is a link: "Don't have the desktop app? [Download it now](#)."

# Step 1

\*If you cannot see the pop-up, click **“Join from your browser”**.



 Cisco Webex

May Webinar - Wealth & Health Admist COVID-19  
Friday, May 22 2020 | 9:30 AM - 10:45 AM ⓘ

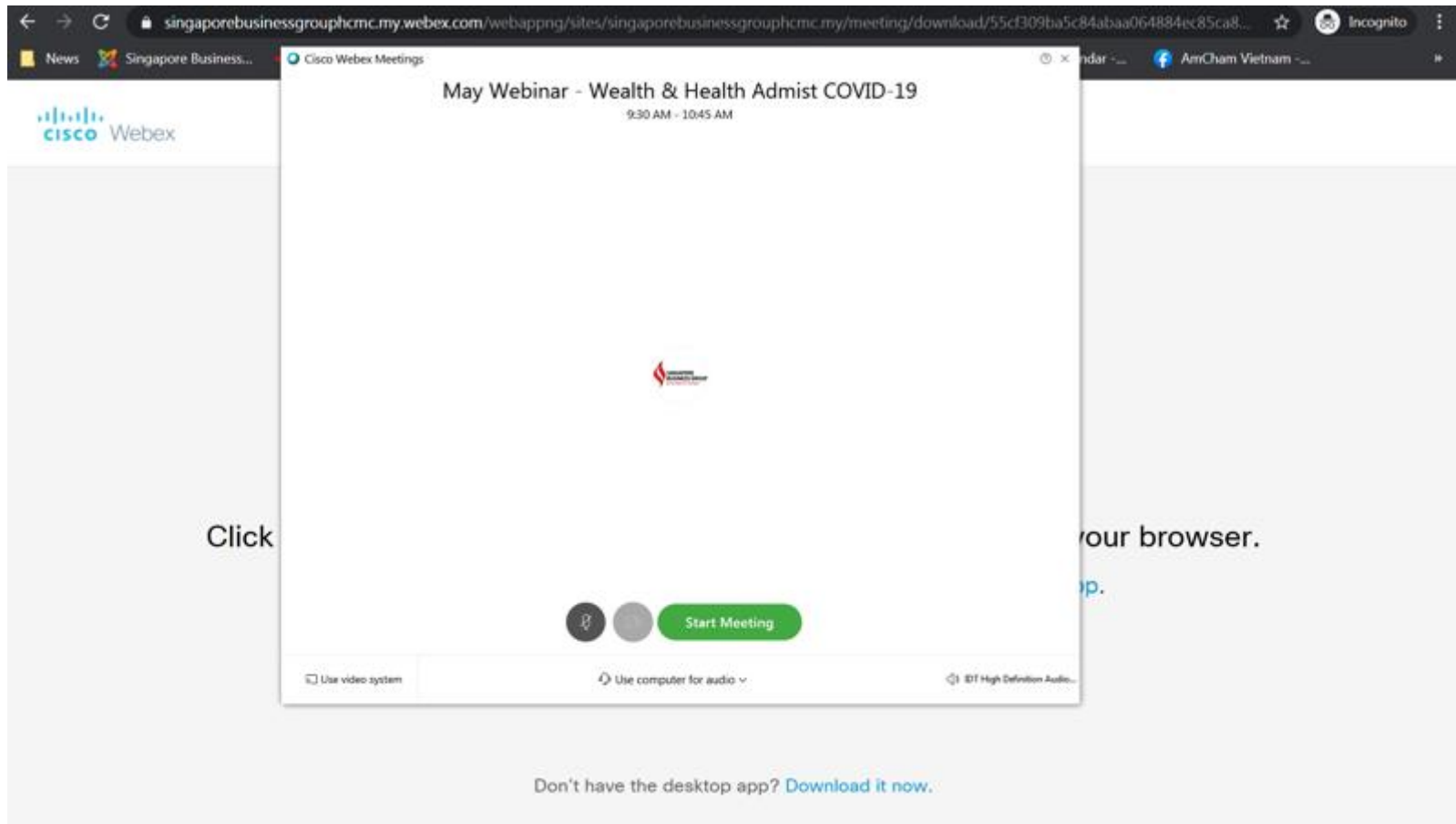
## Starting Cisco Webex Meetings...

Click **Open Cisco Webex Meetings** if you see a message from your browser.  
If you don't see a message from your browser, [open the desktop app](#).

Having trouble opening the desktop app? [Join from your browser](#).  
Don't have the desktop app? [Download it now](#).

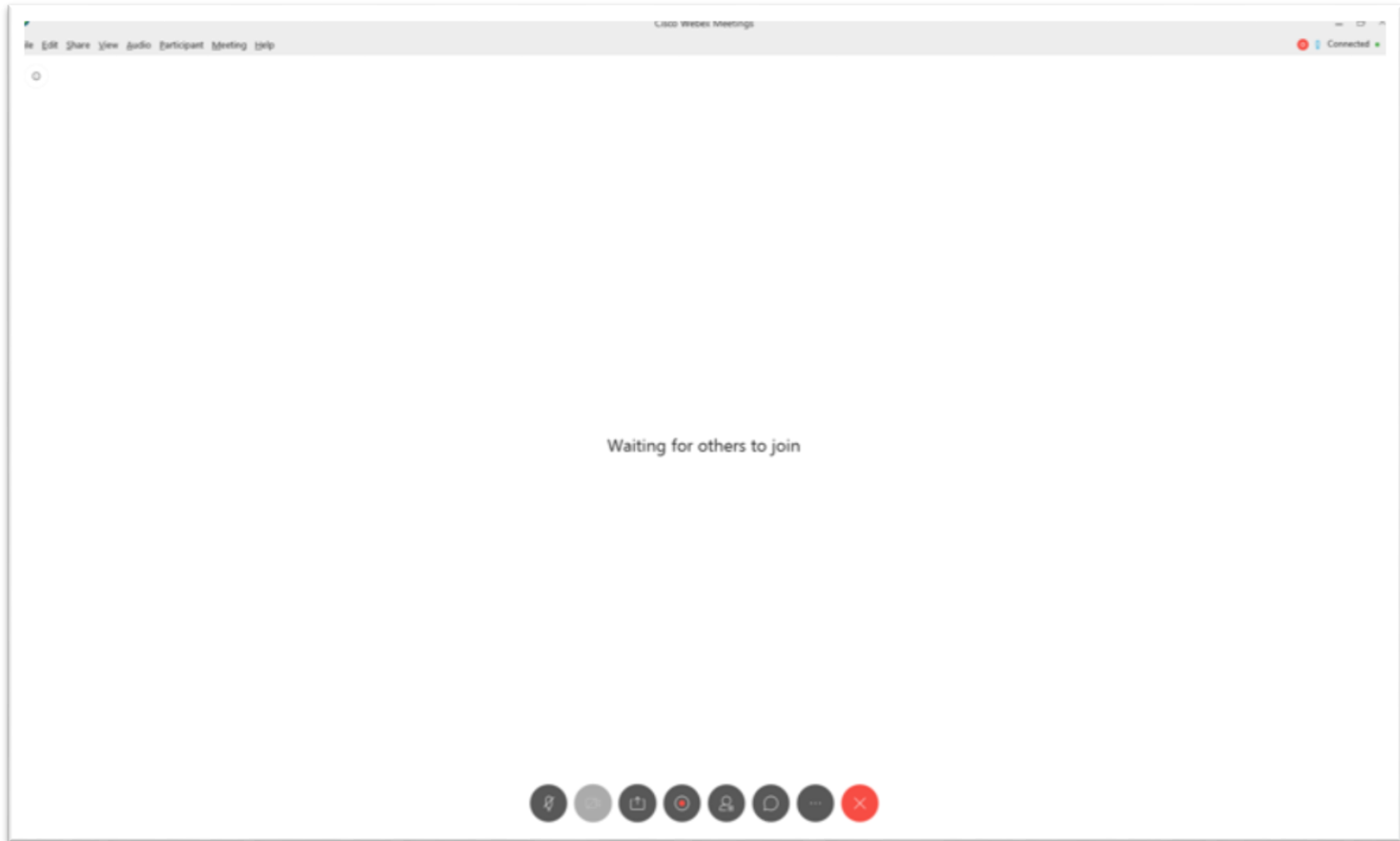
# Step 2

-> The window will appear as below. Choose **“Start meeting”** with your voice and webcam **mute**.



# Step 3

-> Successfully **joined** in the webinar.





## **For mobile users**

If you're on the go, you can join your meeting from your Apple or Android phone, tablet or Apple watch using Webex mobile app.

# Step 1

-> Download the app “Cisco Webex Meetings”

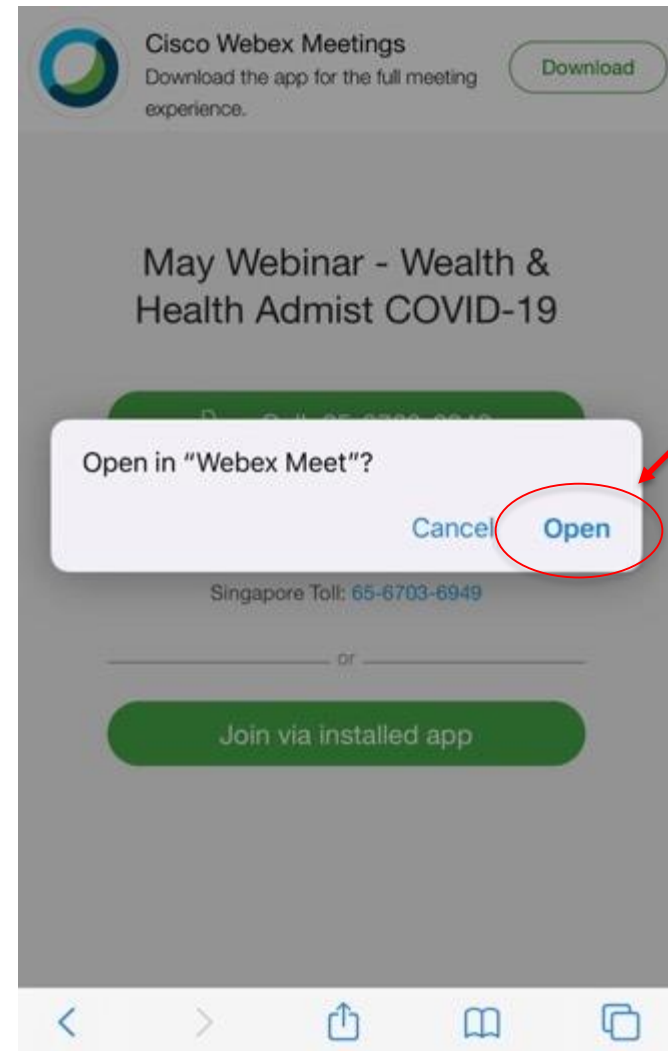




## Step 2

-> Go to [www.uob.com.vn/webinar-careplus](http://www.uob.com.vn/webinar-careplus)

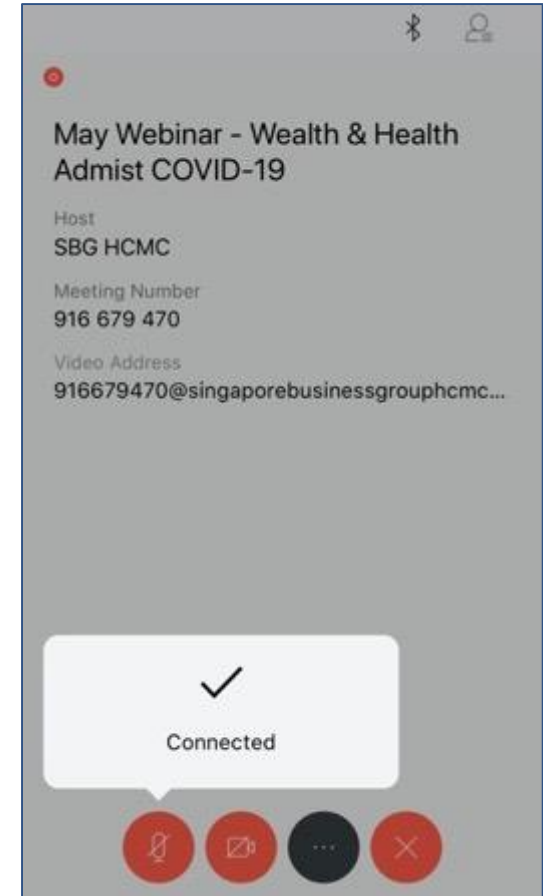
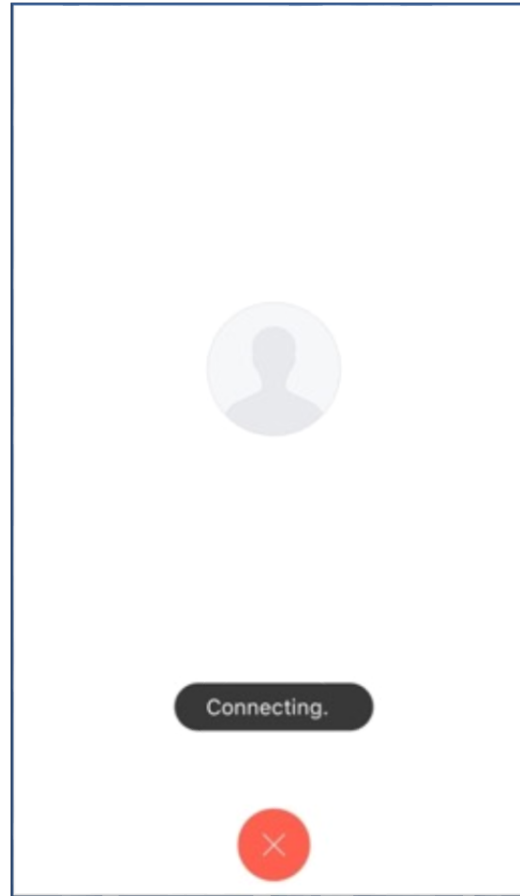
-> In your web browser, choose “**Open**” in the pop-up.



# Step 3

-> Successfully **joined** in the webinar.

-> Remember to **turn off** your voice and camera.



**Thank you**